

Medical Form Instructions

Exam Shots and Records must be uploaded within 48 hours of completing Camper Application..

For most, you just need these quick steps:

Go to [My Accounts Page](#) (if not already there)

1. Open FORMS AND DOCUMENTS

2. To Upload your exam/shots Press Upload Arrow (Your records must be in pdf format, all in 1 document) Exam date must be within 18 months of camp end date.

3. Need a pdf converter/merger? Use www.smallpdf.com - create 1 pdf document

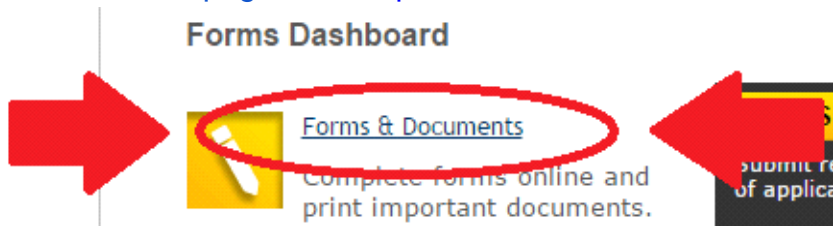
4. Want to FAX instead? You need a barcoded coversheet to direct your forms to your record. Click on "Exam/Shots Record". Print/use that barcoded coversheet .

5. If you need more in depth instructions continue reading below.

6. Technical difficulties – email masspikevolleyball@gmail.com

Option 1 - PDF upload

1. From Account page on Campminder click on Forms & Documents.



- When in Forms & Documents click on the Upload button.

[My Account](#) | [Help](#) | [Log Out](#)

Applications, Forms & Documents

Season: 2017 ▾

LEGEND

ONLINE FORM	DOWNLOAD (PDF)	FAX-BACK	DOCUMENT (PDF)	MAILED TO YOU

Click [here](#) to download all required paper forms

Jane Doe's Forms & Documents

Form	Due	Status
Exam/Shots Record [more info] (3.78kb PDF)		Required
Directions to Masspike Volleyball (349.21kb PDF)		
Camper Application		● Rcvd. Mar 19, 2017

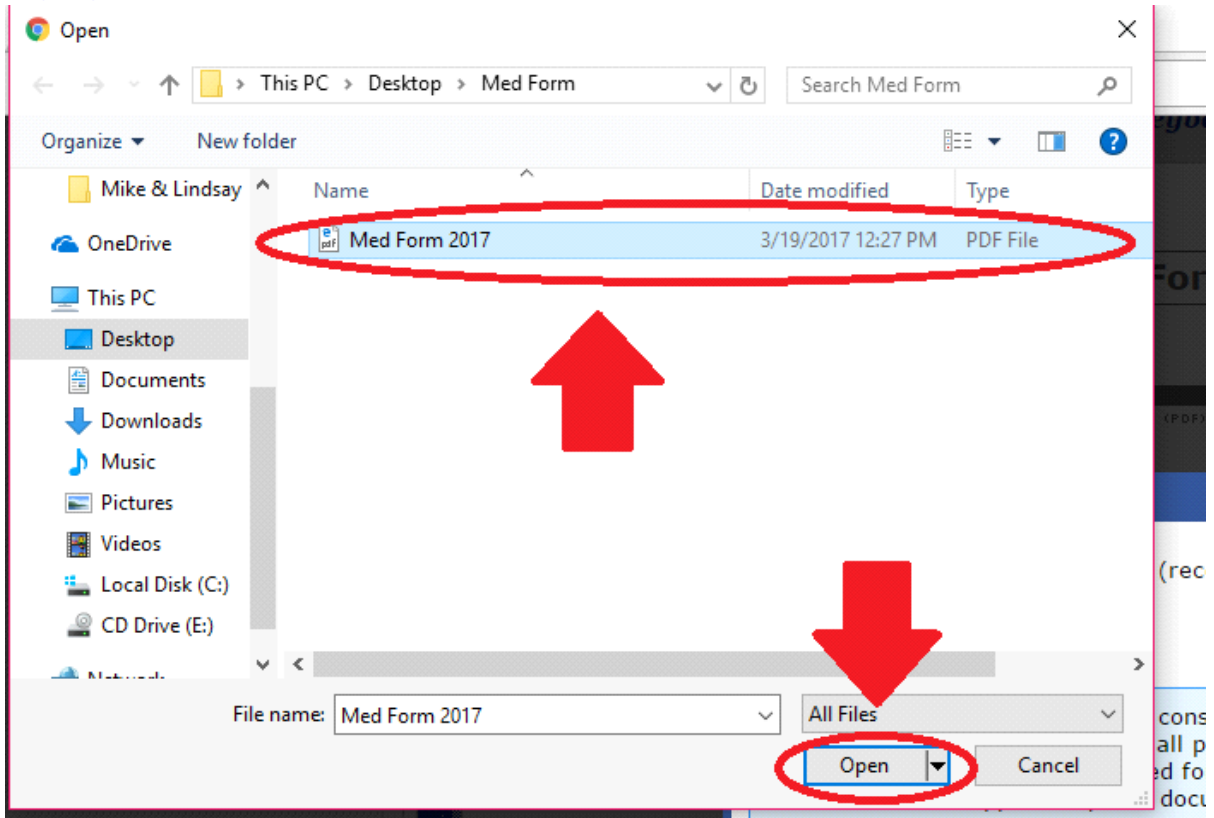
- Choose the file from your computer keeping in mind forms must be in pdf format.

Upload File

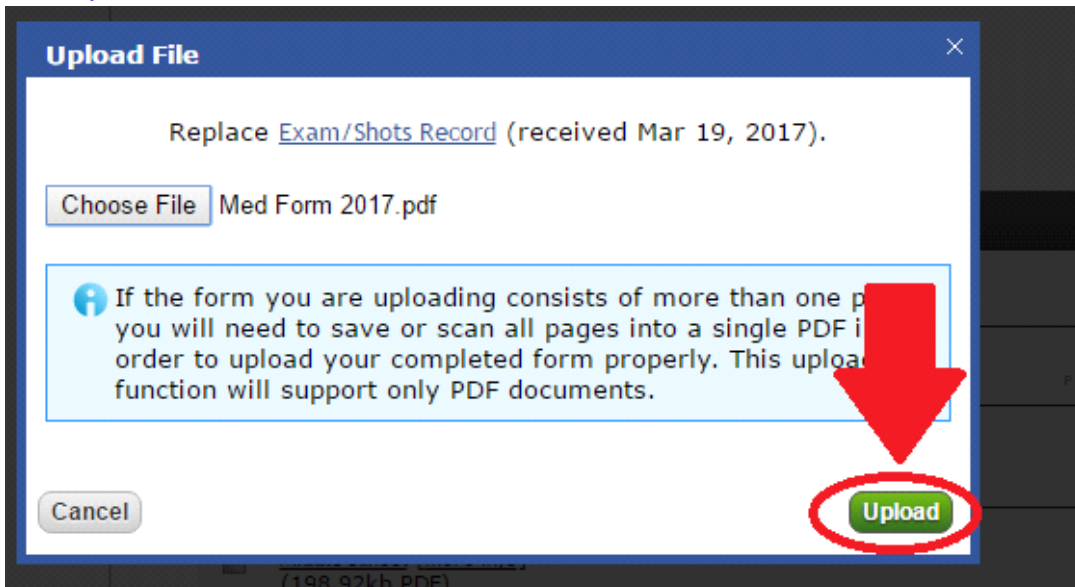
Replace [Exam/Shots Record](#) (received Mar 19, 2017).

If the form you are uploading consists of more than one page, you will need to save or scan all pages into a single PDF in order to upload your completed form properly. This upload function will support only PDF documents.

4. Highlight the file then select open.



5. Once you have selected the correct form you can hit upload to finish the Medical Form process.



6. After uploading the form the page should say that your form has been received.

[My Account](#) | [Help](#) | [Log Out](#)

Applications, Forms & Documents

Season: 2017 ▼

LEGEND

ONLINE FORM 	DOWNLOAD (PDF) 	FAX-BACK 015	DOCUMENT (PDF) 	MAILED TO YOU
-----------------	--------------------	---------------------	--------------------	-------------------

Jane Doe's Forms & Documents

Form	Due	Status
Directions to Masspike Volleyball (349.21kb PDF)		
Exam/Shots Record [more info] (3.78kb PDF)		● Rcvd. Mar 19, 2017
Camper Application		● Rcvd. Mar 19, 2017

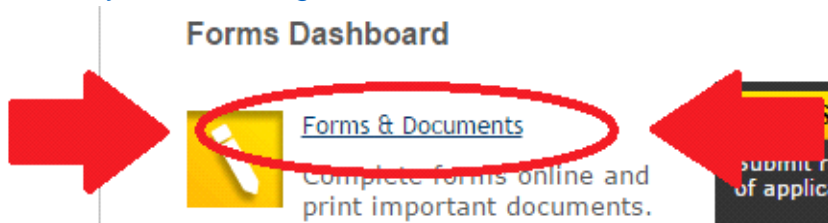
UPLOAD

7. If you had any trouble or would like assistance please contact us at 978-226-8781 or by email at masspikevolleyball@gmail.com.

Option 2 - Faxing med form with cover sheet

1. [From My Account Page](#), click on Forms & Documents.

Forms Dashboard



Forms & Documents
Complete forms online and print important documents.

submit re
of applica

2. When in Forms & Documents click on the Exam/Shots Record.

[My Account](#) | [Help](#) | [Log Out](#)

Applications, Forms & Documents







Season:

LEGEND

ONLINE FORM	DOWNLOAD (PDF)	FAX-BACK	DOCUMENT (PDF)	MAILED TO YOU
				

Click [here](#) to download all required paper forms

Jane Doe's Forms & Documents

Form	Due	Status
 Exam/Shots Record  [2.78MB PDF]		<i>Incomplete</i>  UPLOAD
 Directions to Masspike Volleyball (349.21kb PDF)		
 Camper Application		 Rcvd. Mar 19, 2017

3. This will open a barcoded sheet which needs to be the cover sheet of your fax.
THIS IS YOUR PERSONALIZED BARCODED COVER SHEET.

THIS SHEET MUST BE PAGE ONE AND THE
EXAM/IMMUNIZATION RECORDS MUST BE ATTACHED
WITHIN THE SAME FAX.

FAX NUMBER IS 978-349-7777

Email with any questions/problems

4. With the barcoded coversheet at the front of the medical forms send the fax to
978-349-7777.
5. If you had any trouble or would like assistance please contact us at 978-226-
8781 or by email at masspikevolleyball@gmail.com.